

Preparing for Your Virtual Visit




Setting up Zoom[®]

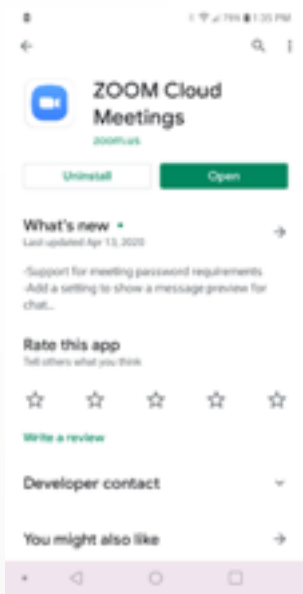
1. Download the Zoom App

If you have an Android, you will use Google Play (left)

If you have an iPhone, you will use App Store (right)



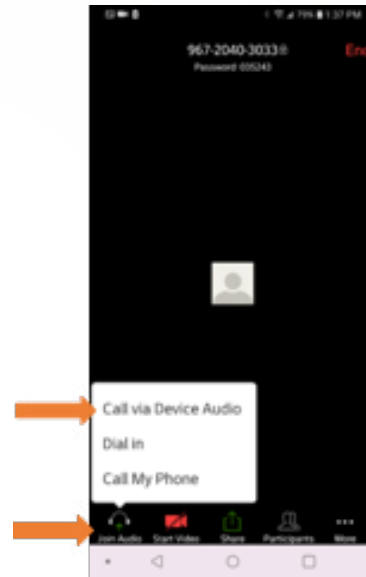
2. Install the app



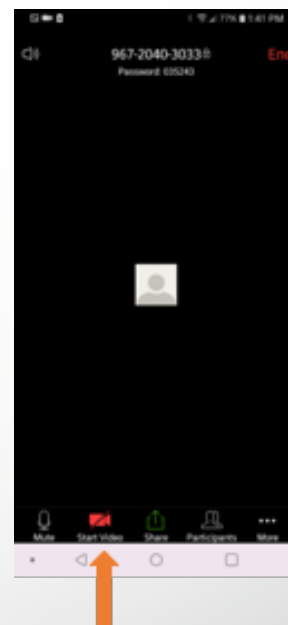
3. Open Zoom to make sure it launches.

At this point, you will open your email and click the link that we sent you that says “Join Zoom Meeting”. This will automatically switch over to the Zoom app, and will start the meeting.

The screen should look like this, and you have to click the headphones that say “Join Audio” then select “Call via Device Audio” in order for our staff to hear you.



Lastly, select the red video camera that says “Start Video”



Your provider, virtually anywhere.